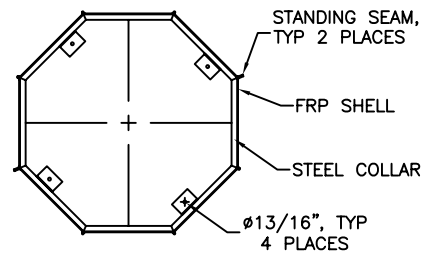
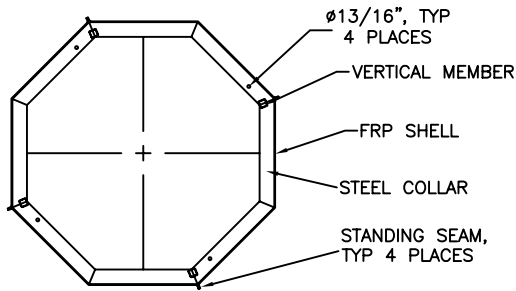


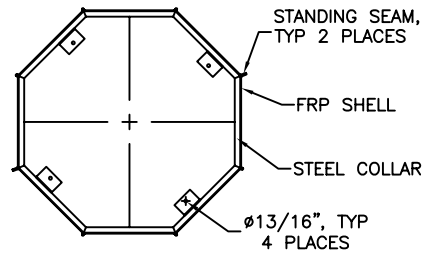
4 TOP OF CU-700  
S2



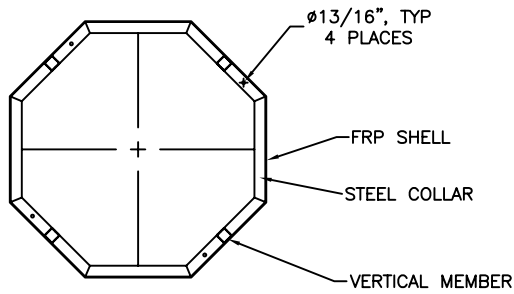
7 BASE OF DM-701H  
S2 PLAN VIEW



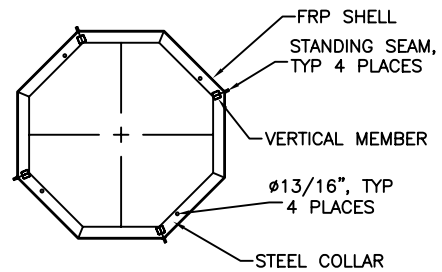
3 BASE OF CU-700  
S2 PLAN VIEW



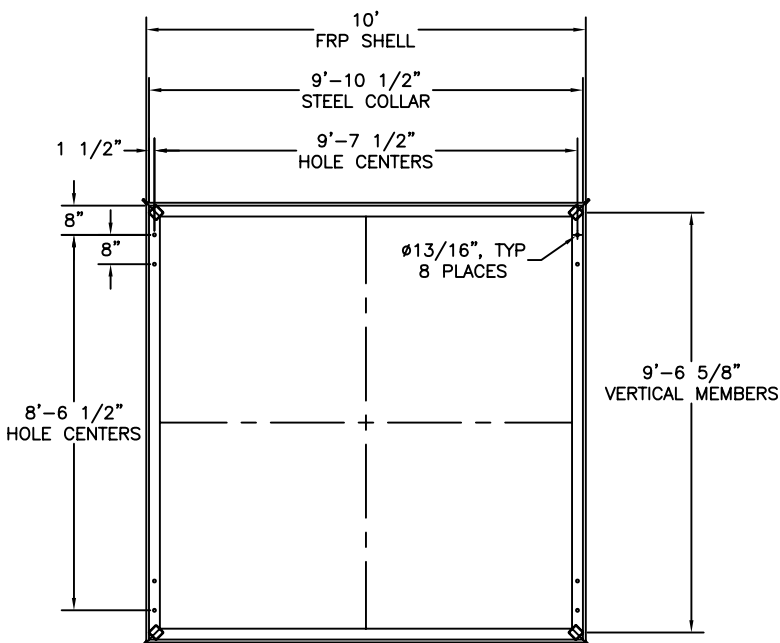
7 BASE OF DM-701  
S2 PLAN VIEW



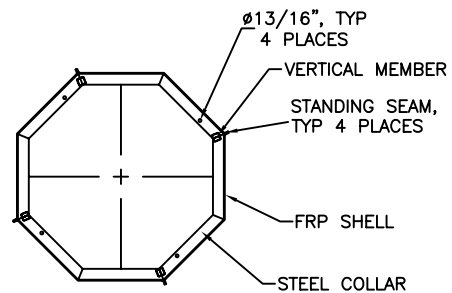
2 TOP OF CU-705  
S2



6 TOP OF CU-701  
S2



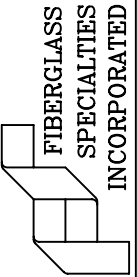
1 BASE OF CU-705  
S2 PLAN VIEW



5 BASE OF CU-701  
S2 PLAN VIEW

\*NOTE:  
USE 8'-6 1/2" HOLE PATTERN  
FOR BOLTING UNIT TO STRUCTURE  
ONLY FOUR (4) BOLTS REQ'D

P.O. BOX 1340  
HENDERSON, TX 75653-1340  
903/657-6522  
FAX# 903/657-2318



CUPOLA UNIT #1106  
SECTION DETAILS

Project:

Date: 07-11-01

Revisions 03-02-06 AGT

Drawing By: JC

Checked By: ALL-STL

File # ALL-STL  
DWG # CU1106C2  
Scale: NONE

Sheet#

S2C  
STRUCTURE