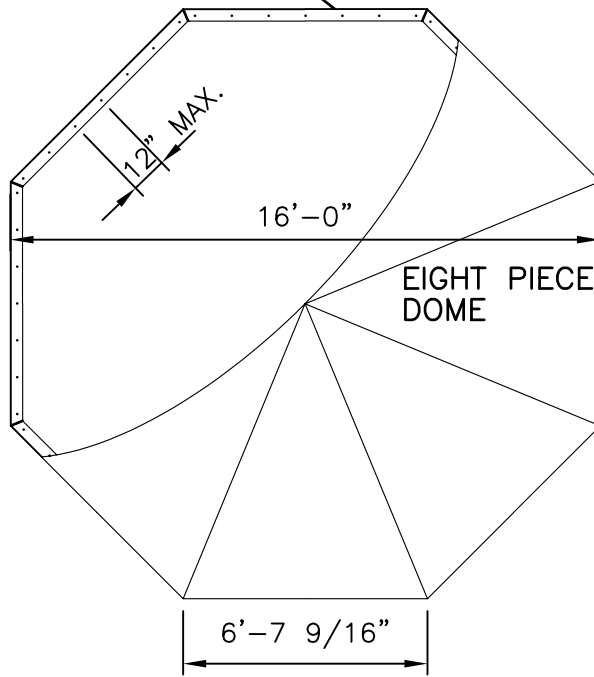
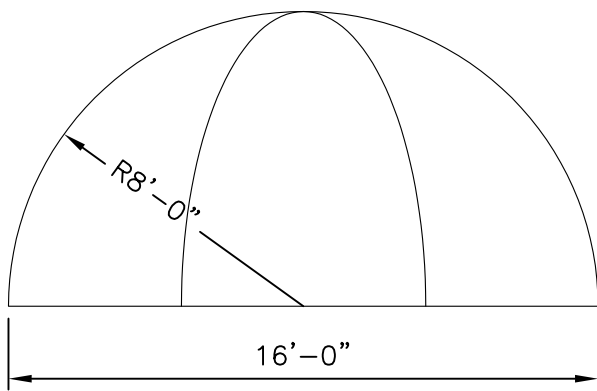


VERTICAL SECTION

SMOOTH GEL COAT FINISH  
ON DOME SURFACE



ROOF PLAN / SECTION

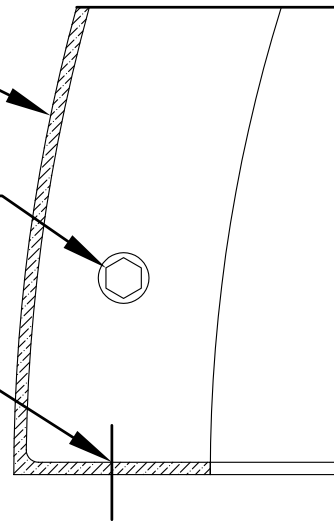


ELEVATION

SMOOTH FRP  
OUTER SURFACE

1/2"  $\phi$  STAINLESS  
STEEL FASTNERS  $\odot$   
12" O.C. MAX.

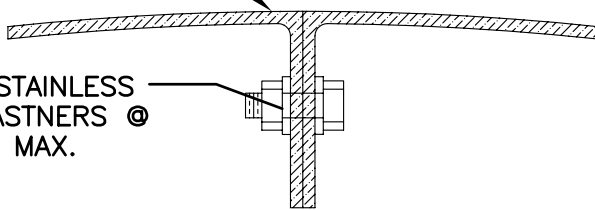
1/2"  $\phi$  STAINLESS  
STEEL ANCHOR  
BOLTS  $\odot$  12" O.C.  
MAX.



FLANGE DETAIL @ BASE

SMOOTH FRP  
OUTER SURFACE


1/2"  $\phi$  STAINLESS  
STEEL FASTNERS  $\odot$   
12" O.C. MAX.



FLANGE DETAIL @ INTURNING SEAMS

THESE DRAWINGS ARE THE PROPERTY OF FIBERGLASS SPECIALTIES INC. DIMENSIONS AND DETAILS ARE SUBJECT TO CHANGE WITHOUT NOTICE. ALL CUPOLA AND STEEPLE UNITS ARE FABRICATED USING MINIMAL STANDING SEAMS UNLESS OTHERWISE NOTED. ALL CUPOLA AND STEEPLE UNITS ARE DESIGNED TO BE ERECTED ON A COMPLETED ROOFING SYSTEM AND ARE NOT GUARANTEED TO BE LEAK PROOF.

P.O. BOX 1340  
HENDERSON, TX 75653-1340  
903/657-6622  
FAX# 903/657-2316



FIBERGLASS  
SPECIALTIES  
INCORPORATED

Project: DOME #16 SEGMENTED

Date: 06-28-07

Revisions 0

Drawing By: THE

Checked By: ALL-STL/EL

File # D #16S

Scale: NTS

Sheet #

E1

ELEVATION