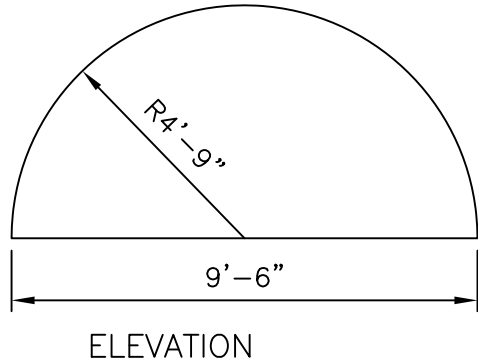
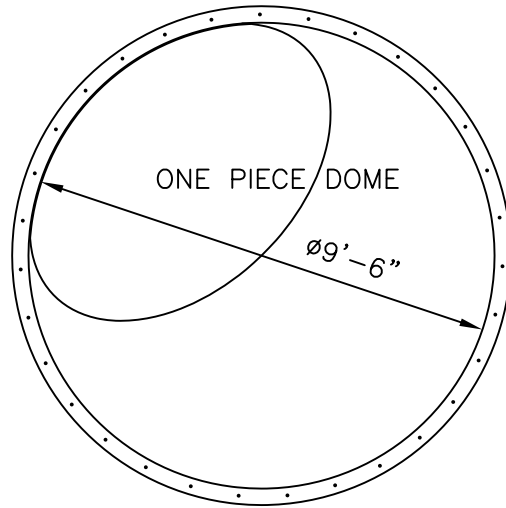
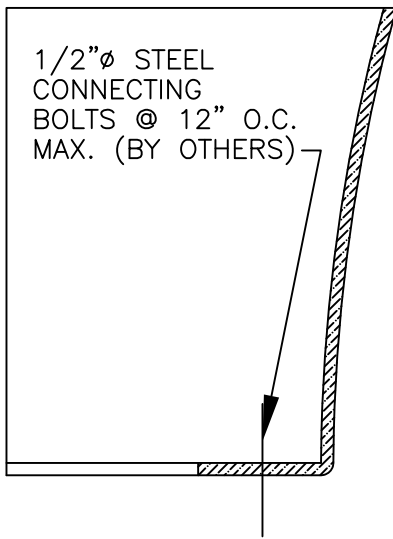


SMOOTH GEL COAT FINISH
ON DOME SURFACE



ESTIMATED WEIGHT 475 lb.



OUT TURNING SEAM (OPTIONAL)

SMOOTH FRP
OUTER SURFACE


1/2" ϕ STEEL
CONNECTING
BOLTS @ 12" O.C.
MAX. (BY OTHERS)

INTURNING SEAM (STANDARD)

FLANGE DETAIL @ BASE

THESE DRAWINGS ARE THE PROPERTY OF
FIBERGLASS SPECIALTIES INC. DIMENSIONS
AND DETAILS ARE SUBJECT TO CHANGE.
DOMES ARE DESIGNED TO BE ERECTED ON A
COMPLETED ROOFING SYSTEM AND ARE NOT
GUARANTEED TO BE LEAK PROOF.

P.O. BOX 1340
HENDERSON, TX 75653-1340
903/657-6522
FAX# 903/657-2318



Project: DOME 10 STANDARD

Date: 06-27-07

Revisions 07-08-08 THE

07-10-08 THE

Scale: NTS

Drawing By: THE

Checked By: ALL-STL\EL

DWG # D #10

Sheet #

E1

ELEVATION