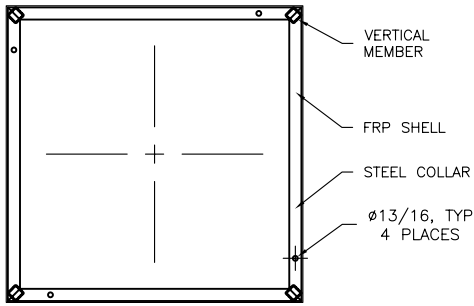
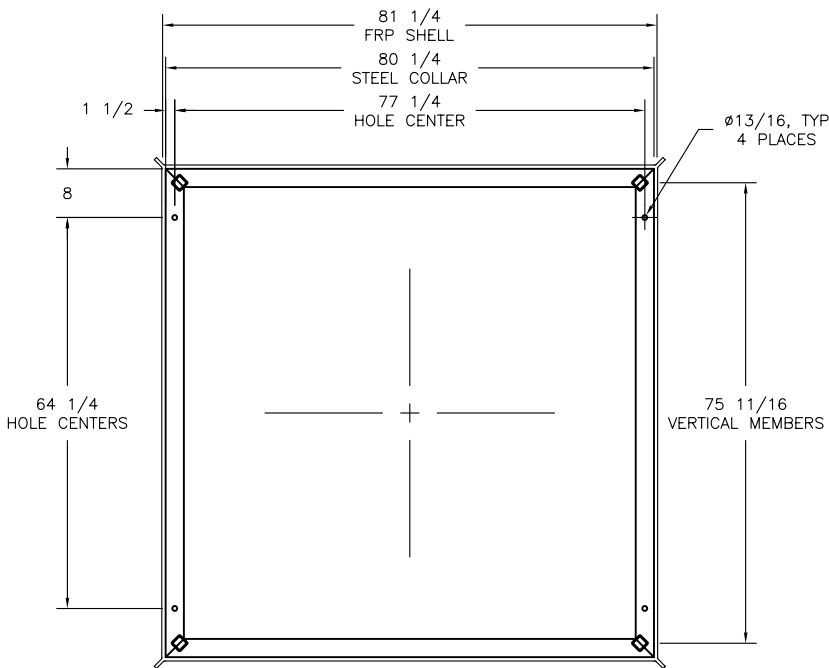


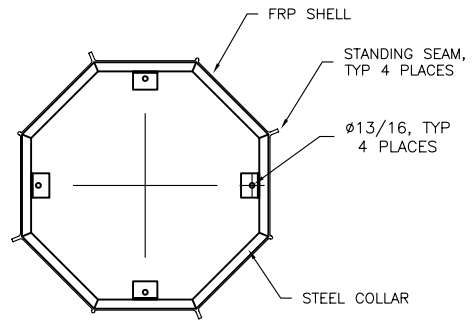
3 BASE OF CU-205
S2 PLAN VIEW



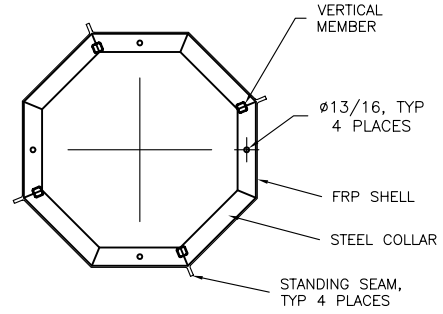
2 TOP OF CU-710
S2



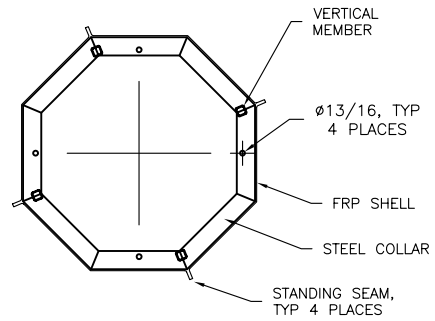
1 BASE OF CU-710
S2 PLAN VIEW



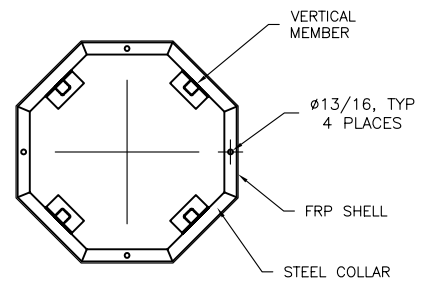
7 BASE OF SP-619
S2 PLAN VIEW



6 TOP OF CU-603
S2




5 BASE OF CU-603
S2 PLAN VIEW



4 TOP OF CU-205
S2

P.O. BOX 1340
HENDERSON, TX 75653-1340
903/657-6522
FAX# 903/657-2318



Project: STEEPLE UNIT #29
SECTION DETAILS

Date: 11-03-00

Revisions 10-16-07 AJ

File # STANDARD SALES

DWG # SU29C2

Scale: 3/8" = 1'

Drawing By: RLB

Checked By: STANDARD SALES

DWG # SU29C2

Sheet #

S2C

STRUCTURE