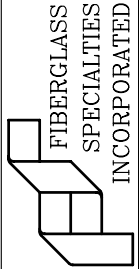


DESIGN PARAMETERS

The unit described in these drawings is engineered to adequately support the loads created by a wind velocity of 120 MPH at a height of 50' above ground using ASCE 7-95 exposure category "C".

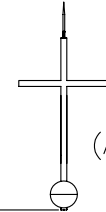
P.O. BOX 1340  
 HENDERSON, TX 75653-1340  
 903/657-6522  
 FAX# 903/657-2318



OPTIONAL LIGHTNING PACKAGE AIR TERMINAL

OPTIONAL 4' SPIRE CROSS (ALSO AVAILABLE IN 2' AND 3' HEIGHTS).

OPTIONAL 9" DIAMETER BALL (ALSO AVAILABLE IN 6" DIAMETER)



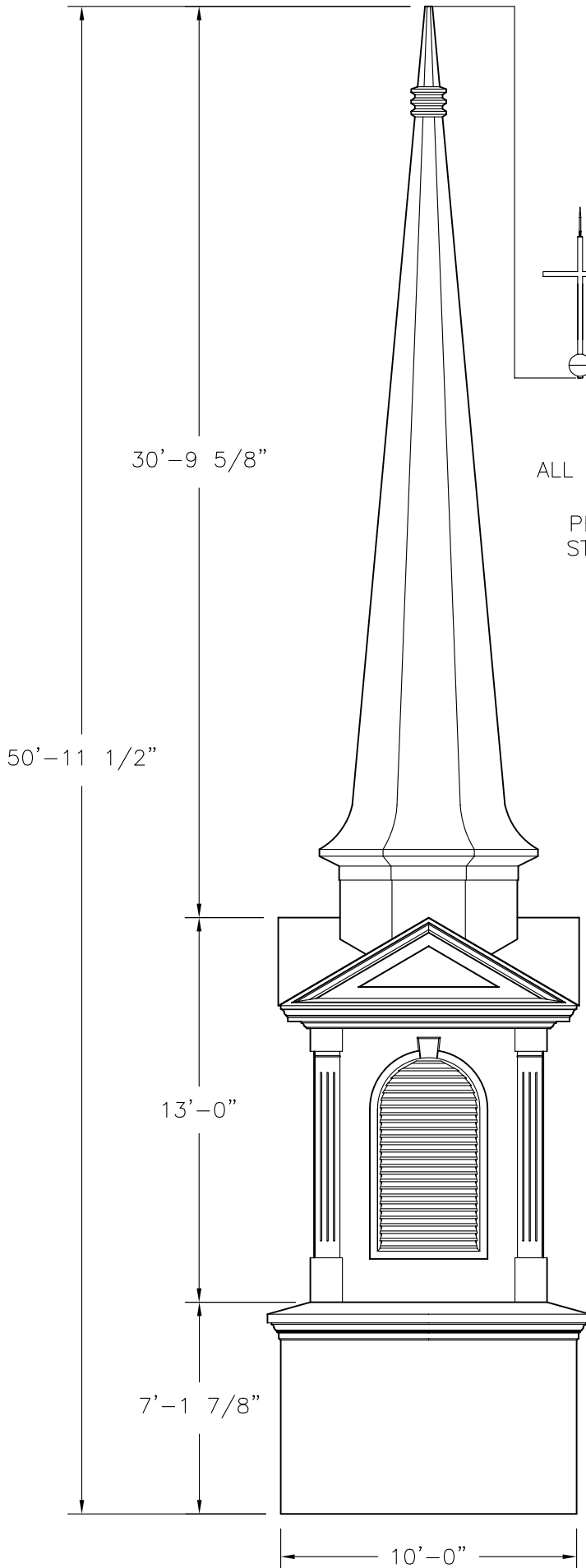
ALL UNITS WERE ENGINEERED WITH A 4' CROSS AND 9"Ø BALL INSTALLED PER FIBERGLASS SPECIALTIES, INC. STANDARD MOUNTING PROCEDURES.

SPIRE UNIT #1032

CUPOLA UNIT #208 WITH VENTED LOUVERS (ALSO AVAILABLE WITH KRINKLGLAS WINDOWS)

CUPOLA UNIT #705

THESE DRAWINGS ARE THE PROPERTY OF FIBERGLASS SPECIALTIES INC. DIMENSIONS AND DETAILS ARE SUBJECT TO CHANGE WITHOUT NOTICE. ALL CUPOLA AND STEEPLE UNITS ARE FABRICATED USING MINIMAL STANDING SEAMS UNLESS OTHERWISE NOTED. ALL CUPOLA AND STEEPLE UNITS ARE DESIGNED TO BE ERECTED ON A COMPLETED ROOFING SYSTEM AND ARE NOT GUARANTEED TO BE LEAK PROOF.



Project: STEEPLE UNIT #30

Date:	04-21-00
Revisions	08-14-07 AJ
Scale:	3/16"=1'

Drawing By:	RLB
Checked By:	ALL-STL
DWG #	ST30F

Sheet#  
 E1F  
 ELEVATION