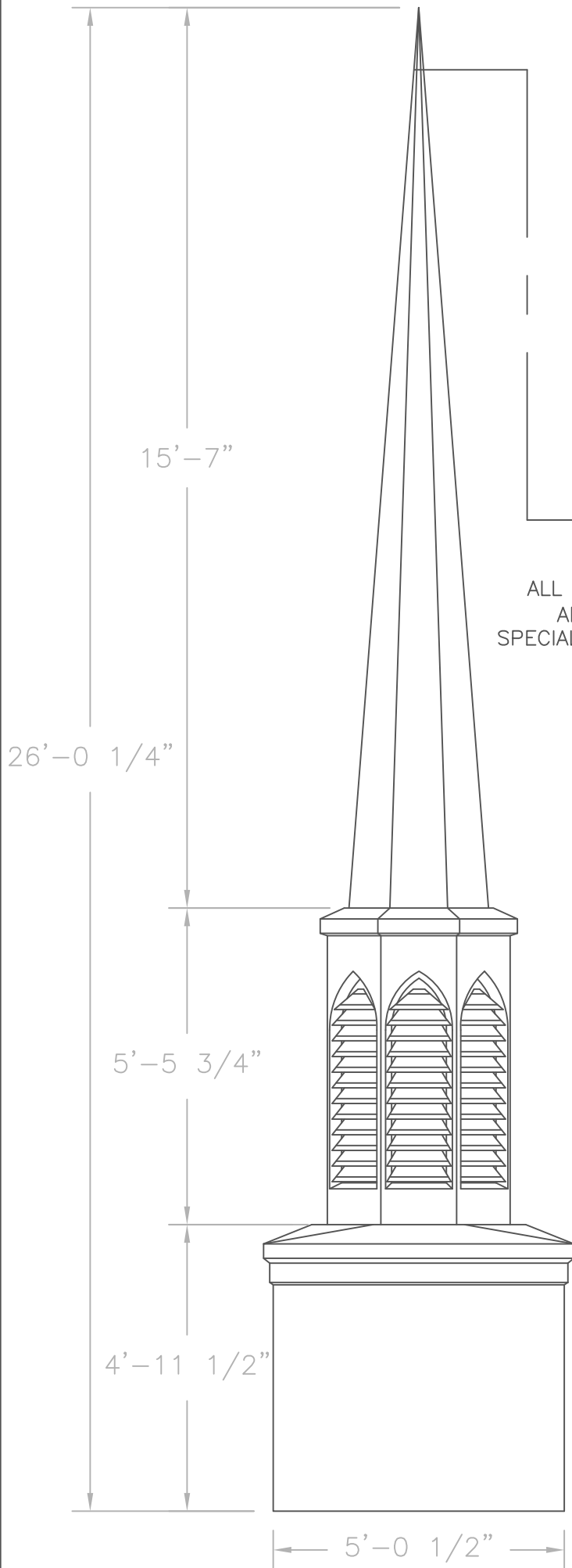
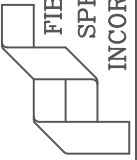


DESIGN PARAMETERS

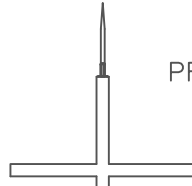
The unit described in these drawings is engineered to adequately support the loads created by a wind velocity of 120 MPH at a height of 50' above ground using ASCE 7-95 exposure category "C". An additional 2' in height was added to the base during these calculations to account for variations in roof pitch, etc.

P.O. BOX 1340
 HENDERSON, TX 75653-1340
 903/657-6522
 FAX# 903/657-2318

FIBERGLASS
 SPECIALTIES
 INCORPORATED



OPTIONAL LIGHTNING
 PROTECTION AIR TERMINAL



OPTIONAL 4' SPIRE CROSS
 (ALSO AVAILABLE IN 2' AND 3' HEIGHTS)



OPTIONAL 9" DIAMETER BALL
 (ALSO AVAILABLE IN 6" DIAMETER)

ALL UNITS WERE ENGINEERED WITH A 4' CROSS
 AND 9"Ø BALL INSTALLED PER FIBERGLASS
 SPECIALTIES, INC. STANDARD MOUNTING PROCEDURES.

SPIRE UNIT #616

CUPOLA UNIT #602 WITH
 GOTHIC TOP VENTED LOUVERS
 (ALSO AVAILABLE WITH KRINKLGLAS WINDOWS)

BASE CUPOLA UNIT #604

THESE DRAWINGS ARE THE PROPERTY OF
 FIBERGLASS SPECIALTIES INC. DIMENSIONS
 AND DETAILS ARE SUBJECT TO CHANGE
 WITHOUT NOTICE. ALL CUPOLA AND STEEPLE
 UNITS ARE FABRICATED USING MINIMAL
 STANDING SEAMS UNLESS OTHERWISE NOTED.
 ALL CUPOLA AND STEEPLE UNITS ARE DE-
 SIGNATED TO BE ERECTED ON A COMPLETED
 ROOFING SYSTEM AND ARE NOT GUAR-
 ANTEED TO BE LEAK PROOF.

Project: STEEPLE UNIT #5

Date: 07-19-00

Revisions 12-07-05 AGT

Scale: 3/8" = 1'

Drawing By: RLB

Checked By: ALL-STL

File # ST5F

Sheet #

E1F

ELEVATION