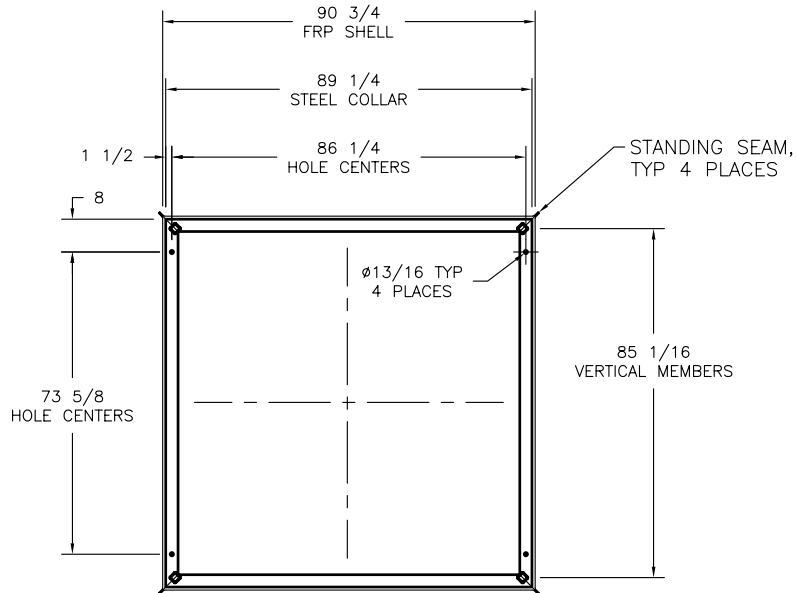
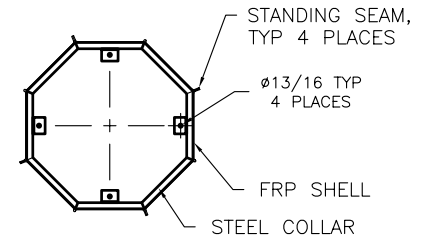


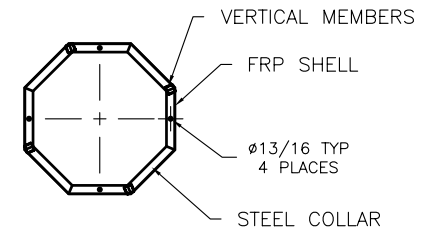
2 TOP OF CU-703
 S2



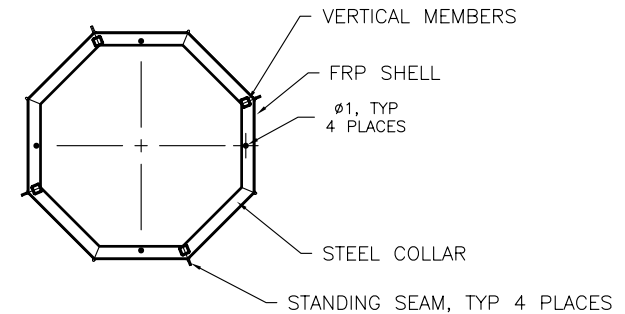
1 BASE OF CU-703
 S2
 PLAN VIEW



5 BASE OF SP-619
 S2
 PLAN VIEW




4 TOP OF CU-601
 S2



3 BASE OF CU-601
 S2
 PLAN VIEW

STRUCTURE S2C	Sheet#	Drawing By: RLB	Date: 06-29-00
		Checked By:	Revisions 03-15-07 AJ
		File # ALL-STL\	
		DWG # ST8C2	Scale: 1/4"=1'

Project: STEEPLE UNIT #8
 SECTION DETAILS



P.O. BOX 1340
 HENDERSON, TX 75653-1340
 903/657-6522
 FAX# 903/657-2318